



Level



Pressure



Flow



Temperature

Liquid
Analysis

Registration

Systems
Components

Services



Solutions

Technical Information

Oxymax COS61/COS61D

Dissolved oxygen measurement

Optical sensor acc. to the fluorescence quenching principle, with or without Memosens protocol



Application

The continuous measurement of the dissolved oxygen concentration is very important in many areas of water management:

- Sewage treatment plants:
Oxygen measurement and regulation in the activated sludge basin for a highly efficient biological cleaning process
- Water monitoring:
Oxygen measurement in rivers, lakes or seas as an indicator of the water quality
- Water treatment:
Oxygen measurement for status monitoring of drinking water for example (oxygen enrichment, corrosion protection etc.)
- Fish farming:
Oxygen measurement and regulation for optimum living and growth conditions

Your benefits

- Optical technology:
 - Minimum maintenance
 - Maximum availability
- Sensor with digital signal processing:
 - Calibration data saved in sensor
 - High degree of EMC protection thanks to digital communication with the transmitter
- Extended maintenance intervals and a high degree of long-term stability
- Intelligent self-monitoring guarantees reliable measured values
- No flow needed - measurement possible in still water
- COS61D - the Liquiline sensor
 - Plug&Play:
Safe communication based on Memosens protocol
 - Optionally with M12 plug for fast connection to the transmitter
- COS61 - the Liquisys sensor
 - Compatible with tried-and-tested COS31 with COM2x3W:
Easy measuring point changeover to optical technology
 - Compatible with COS41 with COM2x3D with conversion kit

Function and system design

Measuring principle

- Sensor design:
 - Oxygen-sensitive molecules (markers) are integrated in an optically active layer (fluorescence layer).
 - The surface of the fluorescence layer is in contact with the medium.
 - The sensor optics are directed at the underside of the fluorescence layer.
- There is an equilibrium between the oxygen partial pressure in the medium and that in the fluorescence layer:
 - If the sensor is immersed in the medium, the equilibrium is established very quickly.
- Measuring process:
 - The sensor optics send green light pulses to the fluorescence layer.
 - The markers "answer" (fluoresce) with red light pulses.
 - The duration and intensity of the response signals is directly dependent on the oxygen contents and the partial pressure.
 - If the medium is free from oxygen, the response signals are long and very intense.
 - Oxygen molecules "quench" the marker molecules. As a result, the response signals are shorter and less intense.
- Measurement result:
 - The sensor returns a signal that is in proportion to the oxygen concentration in the medium.
 - The fluid temperature and air pressure are already calculated in the sensor.

Sensor monitoring

The optical signals are continuously monitored and analyzed for plausibility.

If inconsistencies occur, an error message is output via the transmitter.

Ageing of the sensor cap is detected. The transmitter first displays a warning for predictive maintenance and later generates an error message.

In addition, the following fault conditions are detected in conjunction with the sensor check system of the transmitter:

- Implausibly high or low measured values
- Disturbed regulation due to incorrect measured values

Measuring system

COS61D

A complete measuring system comprises:

- Oxygen sensor Oxymax COS61D
- Multi-channel transmitter Liquiline M
- Sensor cable, optionally with M12 plug
- Assembly, e.g. COA250 flow assembly, CYA112 immersion assembly or COA451 retractable assembly

Optional:

- CYH112 assembly holder for immersion operation
- RM junction box (for cable extension)
- Cleaning system

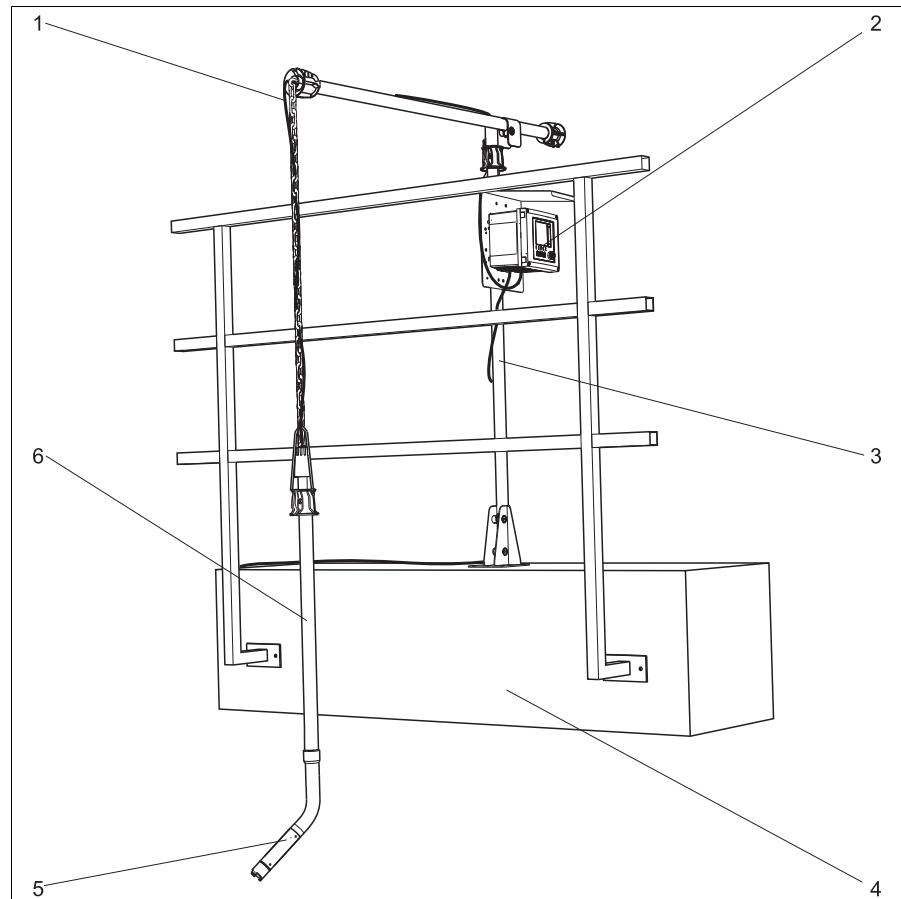


Fig. 1: Measuring system (example)

- | | | | |
|---|-----------------------------|---|-----------------------------|
| 1 | Sensor cable | 4 | Basin rim with rail |
| 2 | Transmitter Liquiline CM44x | 5 | Oxygen sensor Oxymax COS61D |
| 3 | Flexdip CYH112 | 6 | Flexdip CYA112 |

a0012882

COS61

A complete measuring system comprises:

- Oxygen sensor Oxymax COS61
- Transmitter, e.g. Liquisys COM2x3-W
- Special measuring cable
- Assembly, e.g. COA250 flow assembly, CYA112 immersion assembly or COA451 retractable assembly

Optional:

- CYH112 assembly holder for immersion operation
- VS junction box (for cable extension)
- Cleaning system

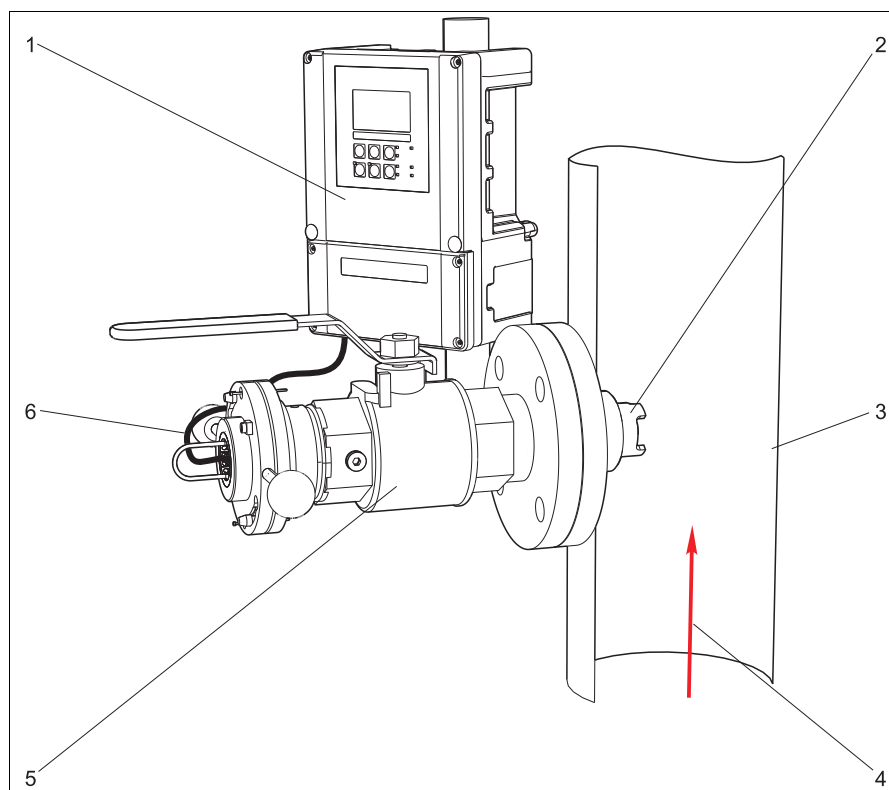


Fig. 2: Measuring system (example)

- | | | | |
|---|-----------------------------|---|--------------------------------------|
| 1 | Liquisys COM253 transmitter | 4 | Medium flow direction |
| 2 | COS61 oxygen sensor | 5 | Retractable assembly Cleanfit COA451 |
| 3 | Pipework (ascending pipe) | 6 | Sensor cable |

Input

Measured variable Dissolved oxygen [mg/l, % SAT, hPa]
Temperature [° C, ° F]

Measuring range With Liquisys COM 2x3-W or Liquiline CM44x:
0 to 20 mg/l (0 to 20 ppm)
0 to 200 % SAT
0 to 400 hPa


Power supply

Electrical connection

COS61D

Connection methods

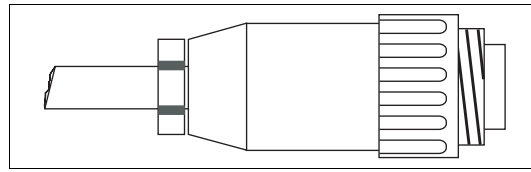
- Sensor cable directly connected to the terminal connector of the basic module
- Optional: Sensor cable plug connected to the M12 sensor socket on the underside of the device. With this type of connection, the device is already wired at the factory.



Sensor cable with terminated cable cores

COS61 connected to field device

Connect the sensor directly to the transmitter by using the special measuring cable with SXP plug.



SXP plug

COS61 connected to panel mounting device

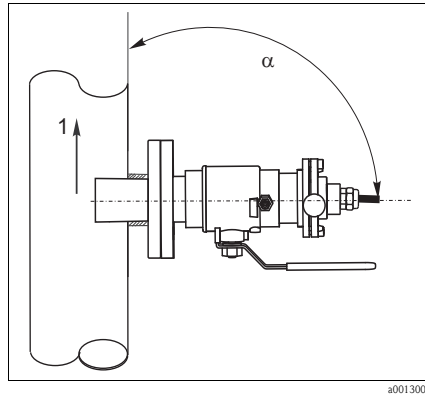
- Remove the SXP connector (transmitter side!) from the cable.
- Refer to the following table for the cable assignment and the assigned terminals for Liquisys COM223-WX/WS.
- Please note that the cable assignment varies depending on the sensor version (fixed cable or TOP68 connection).

Terminal COM223	Sensor with fixed cable (OMK)		Sensor with TOP68 connection (CYK71)	
	Core	Assignment	Core	Assignment
87	YE	+U _B	YE	+U _B
0	GY	0 V	WH	0 V
96	PK	Com. (digital)	GN	Communication (digital)
97	BU	Com. (digital)	BN	Communication (digital)
88	BN	-U _B	Koax innen	-U _B

Installation conditions

Installation instructions

Retractable assembly COA451



Installation with retractable assembly

Arrow 1 shows the flow direction.

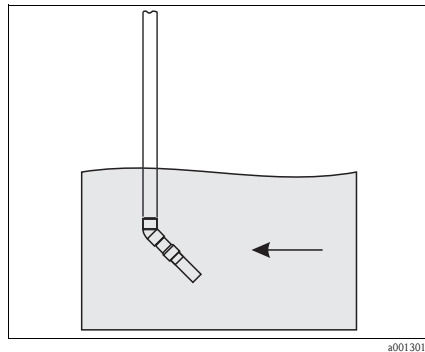
The installation angle α must not exceed 90° .

The recommended installation angle is 90° .

The optical windows of the sensor have to be aligned parallel to the flow direction ($\alpha = 90^\circ$) or face the flow direction ($\alpha < 90^\circ$).

For manual insertion/retraction of the assembly the medium pressure may not exceed 2 bar (29 psi).

Wastewater assembly CYA112



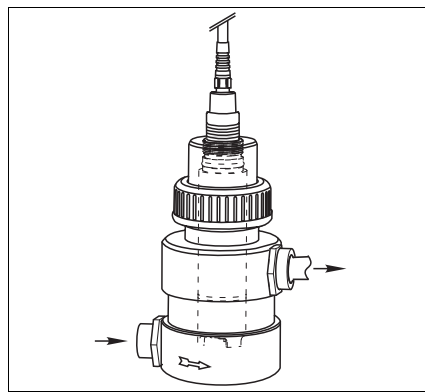
Installation with wastewater assembly

The arrow shows the flow direction.

The installation angle is 45° (recommended) or 90° .

If you use the sensor in open basins, install the sensor in a way no bubbles can build up around the optical windows.

Flow assembly COA250



Flow assembly

The arrow on the assembly shows the flow direction.

Environment

Ambient temperature range	-20 to +60 °C (0 to 140 °F)
Storage temperature	-20 to +70 °C (0 to 160 °F) at 95% relative humidity, non condensing
Ingress protection	<p>COS61D</p> <ul style="list-style-type: none"> ■ Fixed cable with terminated cable cores: IP 68 (10 m (33 ft) water column at 20 °C (68 °F) in 7 days) ■ Fixed cable with M12 plug: IP 68 (1 m (3.3 ft) water column, 3N KCl at 50 °C (122 °F) in 30 days) <p>COS61</p> <ul style="list-style-type: none"> ■ Fixed cable versions: IP 68 (10 m (33 ft) water column at 25 °C (77 °F) in 30 days) ■ Top 68 plug-in head versions: IP 68 (1 m (3.3 ft) water column at 50 °C (122 °F) in 7 days)

Process

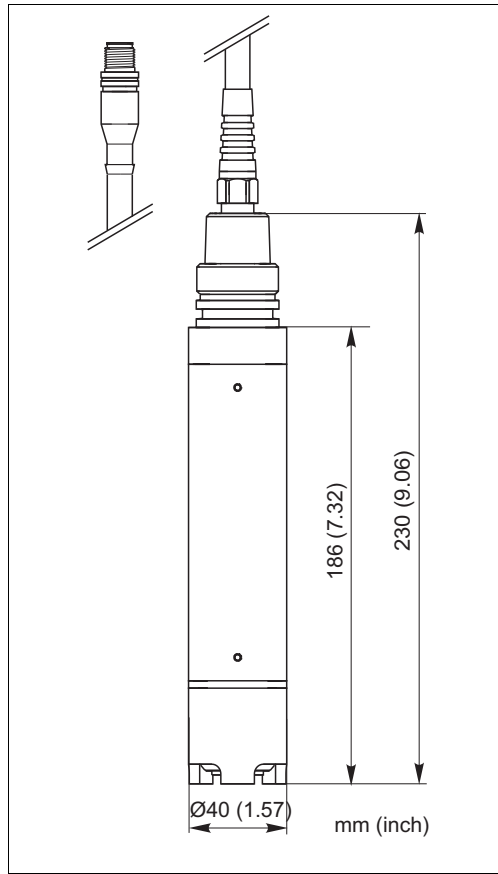
Process temperature	-5 to 60 °C (20 to 140 °F)
Process pressure	max. 10 bar (145 psi) abs.

Performance characteristics

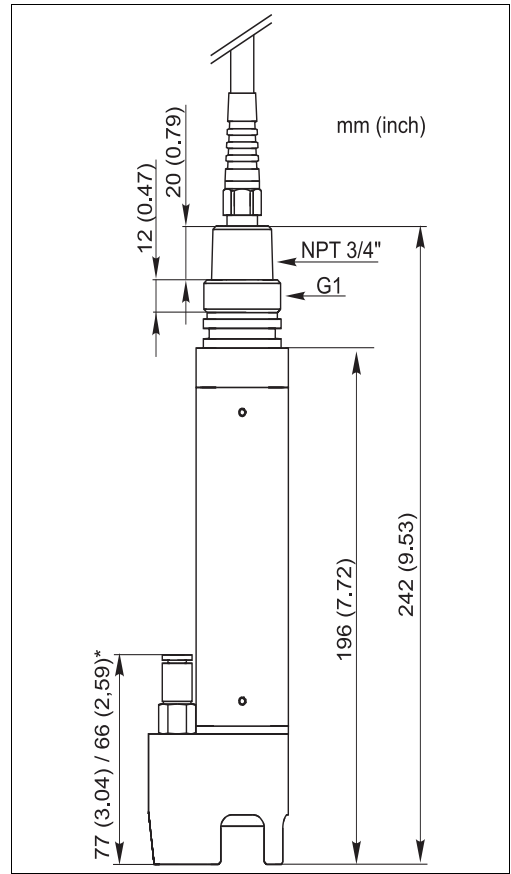
Response time t_{90}	t_{90} : 60 s
Maximum measured error	<p>COS61D ±1 % of measuring range end</p> <p>COS61 ±2 % of measuring range end</p>
Repeatability	±0.5 % of measuring range end
Life time of the sensor cap	>2 years (under reference operating conditions, protect against direct sun light)

Mechanical construction

Design, dimensions COS61D



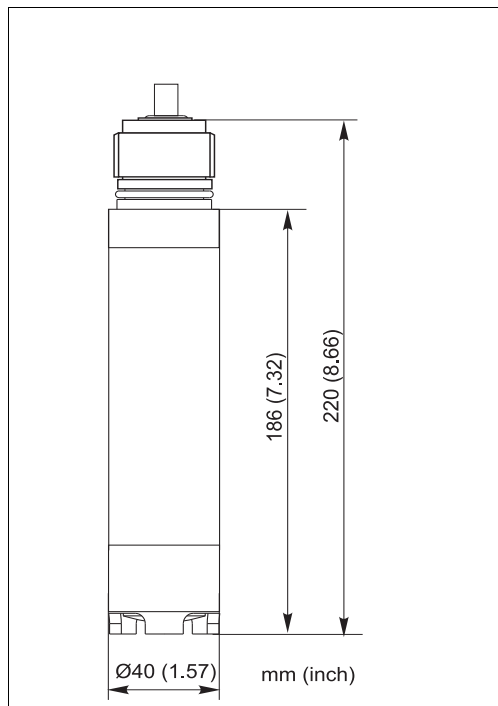
With optional M12 plug



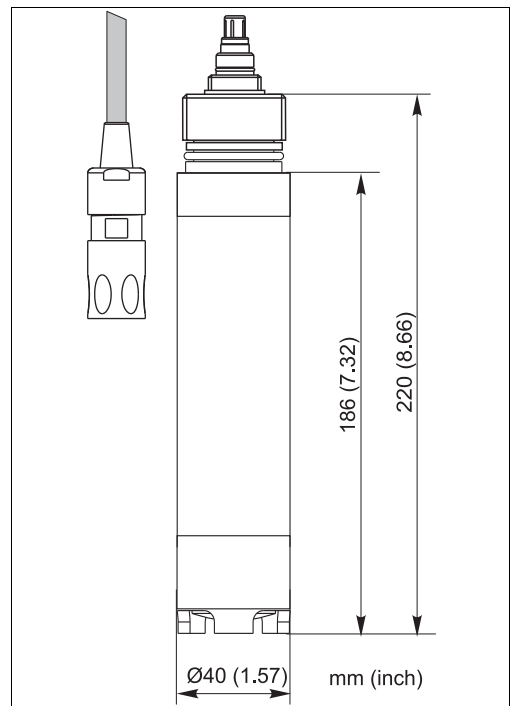
With optional cleaning unit

* depending on cleaning unit version

Design, dimensions COS61

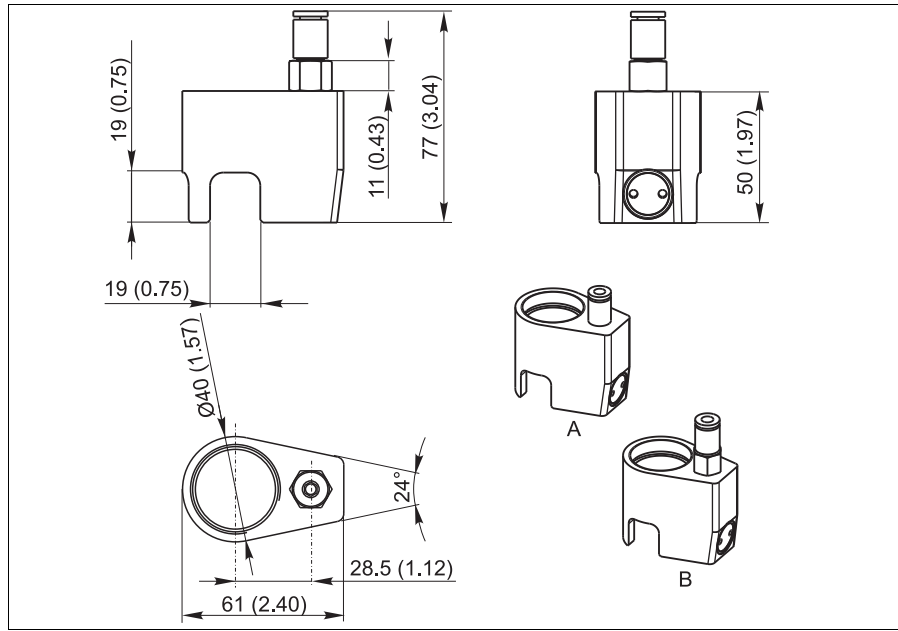


Fixed cable version



TOP68 version

Optional cleaning unit



Optional cleaning unit
 A Connection 6/8 mm
 B Connection 6.35 mm (1/4")

Weight	With cable length 7 m (23 ft): 0.7 kg (1.5 lbs.) With cable length 15 m (49 ft): 1.1 kg (2.4 lbs.) With TOP68 plug-in connection: 0.3 kg (0.66 lbs.)
Materials	Sensor shaft: stainless steel 1.4571 (AISI 316Ti) Cap with fluorescence layer: POM Fluorescence layer: Silicone
Process connection	COS61D G1, NPT 3/4" COS61 G1
Sensor cable	COS61D shielded 4-core fixed cable COS61 shielded 7-core fixed cable or double-shielded coaxial cable with 4 pilot wires (with TOP68 plug connection)
Cable entry at transmitter	COS61D <ul style="list-style-type: none"> ■ Terminal connection ■ optional: M12 plug COS61 <ul style="list-style-type: none"> ■ SXP plug (field device) ■ Terminal connection (panel mounted device)
Cable specification	max. 100 m / 328 ft (including cable extension)
Temperature compensation	internal
Interface	COS61D Memosens protocol COS61 RS 485

Certificates and approvals

EMC compatibility

COS61D

Interference emission and interference immunity complies with EN 61326: 2005, Namur NE 21:2007

COS61

Interference emission and interference immunity complies with EN 61326: 1997 / A1: 1998

Ordering information

Product structure

COS61D

Certificate	
AA	Ex free version
Application, measuring range	
A1	0 to 20 mg/l O ₂
Cable adaption	
A	Fixed cablest, terminated cable cores
B	Fixed cable, M12 plug
Cable length	
2	3 m (9.9 ft)
3	7 m (23 ft)
4	15 m (49 ft)
COS61D-	order code
Accessories mounted	
IA	Cleaning system, 6 mm
IB	Cleaning system, 6.35 mm (1/4")

Note!

To complete your order code, simply add the options to the end of order code. If you have any questions, please contact your local sales office.

COS61

Certificate	
A	Ex free version
Cable length	
0	Cable length: 1.5 m (4.9 ft)
1	Cable length: 7 m (23 ft)
2	Cable length: 15 m (49 ft)
8	Without cable (for TOP 68 version)
9	Special version acc. to customers specification
Sensor head	
F	G1, fixed cable with SXP plug
S	G1, TOP68 plug
Accessories	
0	without accessories
COS61-	complete order code

Scope of delivery

The scope of delivery comprises:

- Oxygen sensor with transport protection cap or with mounted cleaning unit
- Operating Instructions, English

Accessories

Assemblies (selection)

Wastewater assembly Flexdip CYA112

- Modular assembly system for sensors in open basins, channels and tanks
- Versions in stainless steel or PVC
- Ordering acc. to product structure (Technical Information TI432C/07/en)

Flow assembly COA250

- for sensor installation in pipe lines, PVC
- ordering acc. to product structure (Technical Information TI111C/07/en)

Retractable assembly Cleanfit COA451

- manually driven retractable assembly, stainless steel, with ball valve, for oxygen sensors;
 - ordering acc. to product structure (Technical Information TI368C/07/en)
-

Assembly holder

Holder system Flexdip CYH112 for water and wastewater assembly Flexdip CYA112

- Modular holder system for sensors and assemblies in open basins, channels and tanks
 - The holder system CYH112 works for nearly any type of fixing - fixing on the floor, wall or directly on a rail.
 - Material: stainless steel
 - Ordering acc. to product structure (Technical Information TI430C/07/en)
-

Measuring cable (COS61 only)

Measuring cable OMK

- for use as extension cable between junction box VS and transmitter, not terminated
 - sold by the metre - order no. 50004124
-

Junction box**COS61D**

Junction box RM

- For cable extension (e.g. for Memosens sensors)
- 5 terminals
- Cable entries: 2 x Pg 13.5
- Material: PC
- Ingress protection: IP 65
- Order no.: 51500832

COS61

- VS junction box
with plug-in socket and 7-pole plug,
for cable extension from sensor to transmitter, IP 65;
order no. 50001054
-

Cleaning unit

Pressurized air cleaning system for COS61/COS61D

- Connection: 6/8 mm or 6.35 mm (1/4")
 - Materials: POM/V4A
 - Order numbers
 - 6/8 mm: 71110801
 - 6.35 mm (1/4"): 71110802
-

Pressurized air supply for cleaning unit

Compressor

- For cleaning system
 - 230 V AC order number: 71072583
 - 115 V AC order number: 71096199
-

Instruments International

Endress+Hauser
Instruments International AG
Kaegenstrasse 2
4153 Reinach
Switzerland

Tel.+41 61 715 81 00
Fax+41 61 715 25 00
www.endress.com
info@ii.endress.com

Endress+Hauser 
People for Process Automation