



Level



Pressure



Flow



Temperature



Liquid
Analysis



Registration



Systems
Components



Services



Solutions

Technical Information

Gamma Radiation Source FSG60, ^{137}Cs and FSG61, ^{60}Co

Radiometric Measurement

For level, limit, density and interface measurement

Conform to strict safety standards

Application

Radioactive isotopes are used as gamma radiation sources for level, density and interface measurement as well as for level limit detection.

The gamma source radiates equally in all directions. For radiometric measurements, however, only radiation passing through the tank or pipe is of interest. All other radiation is superfluous and must be shielded off.

For this reason, the radioactive source is mounted in a special source container which affords the necessary protection while providing a defined, practically unattenuated, narrow beam in one direction only.

Your benefits

- Point source in special source container ensures simple handling and easy installation
- Specially constructed source capsule conforms to strictest safety requirements: Typically class 66646 to ISO 2919
- Choice of isotope (^{137}Cs or ^{60}Co) and activity ensures optimized dosage for your application.



Table of Contents

Gamma sources	3
Source capsule	3
¹³⁷ Cs isotopes	3
⁶⁰ Co isotopes	3
Technical data	4
Standard radiation sources	4
Alternative capsule types	4
Application	5
¹³⁷ Cs applications	5
⁶⁰ Co applications	5
Delivery, Transport	6
Germany	6
Other countries	6
Emergency procedure	7
Objective and overview	7
Emergency procedure	7
Notification to authority	7
Procedures after termination of the application	8
Internal measures	8
Return	8
Ordering information	9
Product structure FSG60, Cs137	9
Product structure FSG61, Co60	10
Associated documentation	11
Radiation Source Container FQG60	11
Radiation Source Container FQG61/FQG62	11
Radiation Source Container FQG63	11
Radiation Source Container QG2000	11
Gammapilot M FMG60	11
Gammapilot FTG470Z	11
Detectors DG17/DG27	11
Supplementary Instruction Manuals	11

Gamma sources

Source capsule

The radioactive sources, both ^{137}Cs and ^{60}Co , are sealed in a double-walled, welded stainless steel capsule. The encapsulation corresponds to Performance Class C 66646 as per ISO 2919, providing maximum protection against temperature, external pressure, impact, vibrations and puncture.

Test	Class					
	1	2	3	4	5	6
Temperature	No test	-40 °C (20 min) +80°C (1h)	-40 °C (20 min) +180°C (1h)	-40 °C (20 min) +400°C (1h) and thermal shock 400 °C to 20 °C	-40 °C (20 min) +600°C (1h) and thermal shock 600 °C to 20 °C	-40 °C (20 min) +800°C (1h) and thermal shock 800 °C to 20 °C
External pressure	No test	25 kPa	25kPa _{abs} to 2 MPa _{abs}	25kPa _{abs} to 7 MPa _{abs}	25kPa _{abs} to 70 MPa _{abs}	25kPa _{abs} to 170 MPa _{abs}
Impact	No test	50 g from 1 m	200 g from 1 m	2 kg from 1 m	5 kg from 1 m	20 kg from 1 m
Vibration	No test	3 x 10 min 25 to 500 Hz at 5 g peak amplitude	3 x 10 min 25 to 50 Hz at 5 g peak amplitude, 50 ... 90 Hz at 0.635 mm amplitude peak to peak, 90 ... 500 Hz at 10g peak amplitude	3 x 30 min 25 ... 80 Hz at 1.5 mm amplitude peak to peak, 80 ... 2000 Hz at 20 g peak amplitude		
Puncture	No test	1 g from 1 m	10 g from 1 m	50 g from 1 m	300 g from 1 m	1 kg from 1 m

Before delivery the manufacturer of the source capsules tests the leak-tightness and decontamination of each capsule. After this testing the capsule can be considered as a sealed radioactive source in accordance with ISO 2919. Each source is accompanied by a leak test certificate.

- The material ^{137}Cs enclosed in the capsules as ceramic substrate.
- The material ^{60}Co is enclosed in the capsules in metallic form.

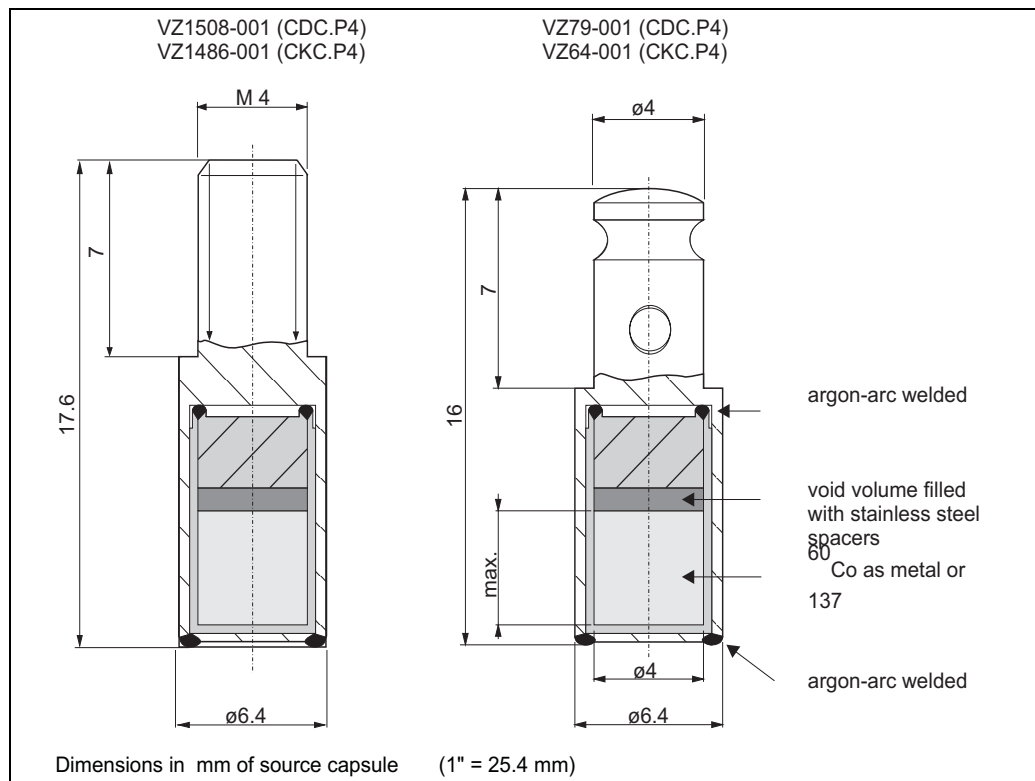


Note!

The radiation sources may only be used in environments which do not impair the tightness of the capsule.

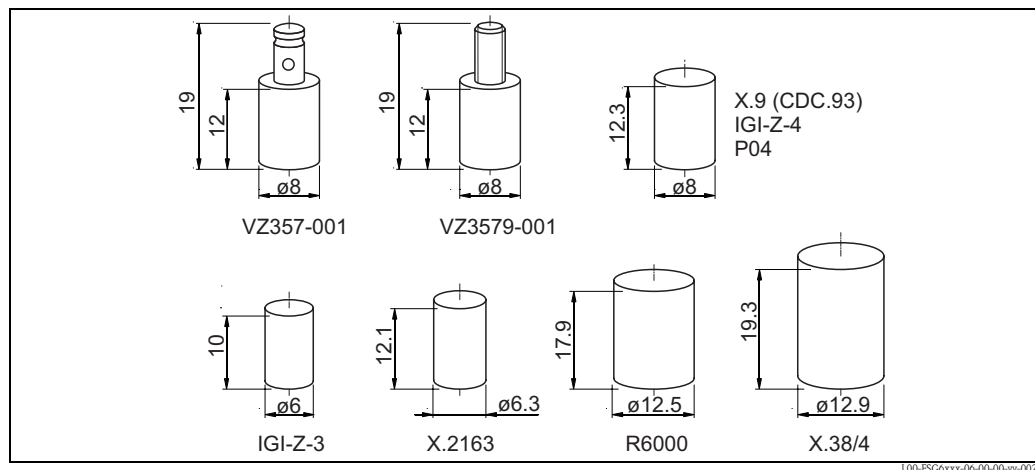
Technical data

Standard radiation sources



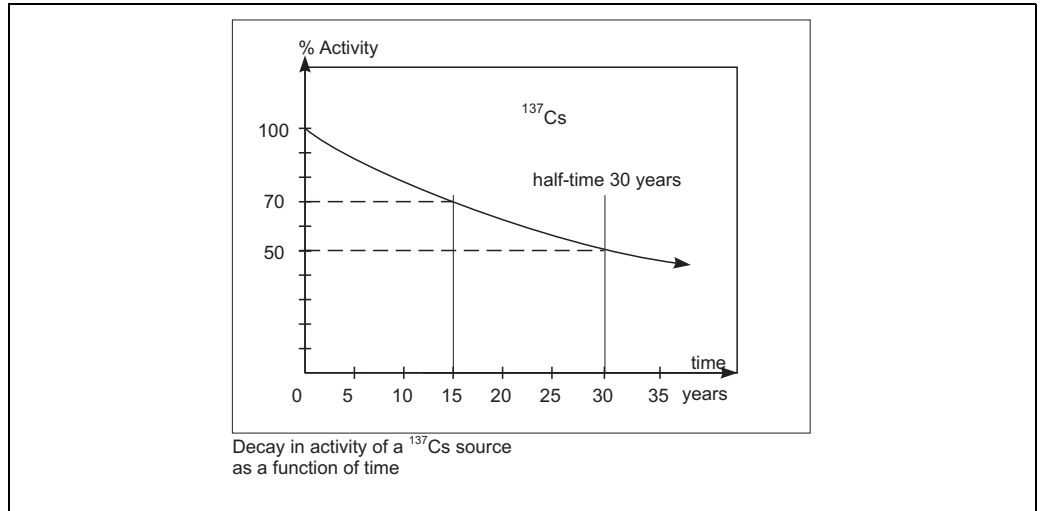
- Weight: 0.005 kg
- Encapsulation: double-walled, welded stainless steel, type 1.4541 (321 S 18)
- Performance class typically C66646 to ISO 2919
- Protection: IP68
- Nominal operating range:
 - -55 °C to +400 °C (-67 °F to +752 °F): VZ64-001, VZ79-001, VZ1508-001, VZ1486-001, VZ357-001, VZ3579-001
 - -60 °C to +150 °C (-76 °F to +302 °F): IGI-Z-3, IGI-Z-4
 - -40 °C to +200 °C (-40 °F to +392 °F): X.9, X.38/4
 - Other capsule types by request.
- Radioactive material:
 - ⁶⁰Co: metallic
 - ¹³⁷Cs: compound dispersed in ceramic substrate
- Energy of radiation:
 - ⁶⁰Co: 1.173 MeV and 1.333 MeV
 - ¹³⁷Cs: 0.662 MeV

Alternative capsule types



Application

^{137}Cs applications

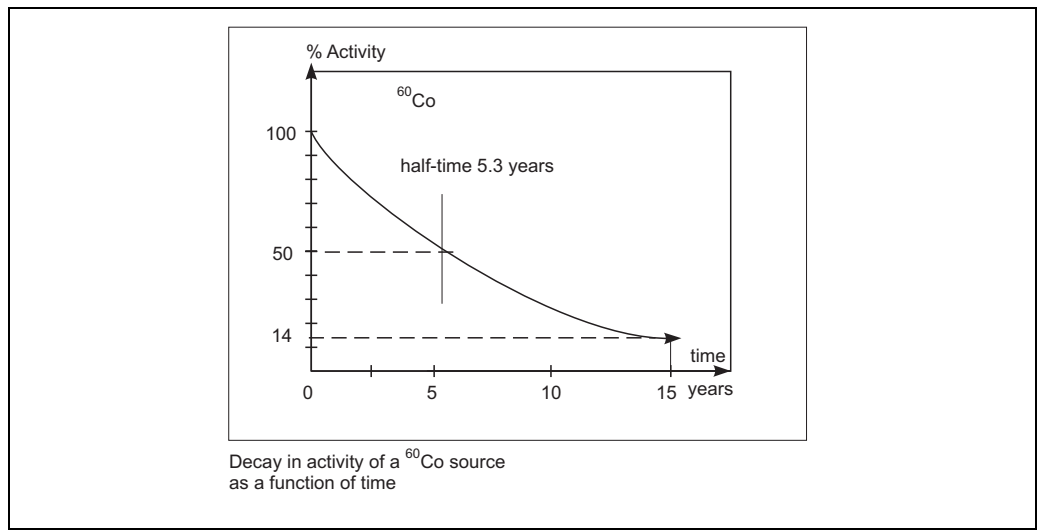


The ^{137}Cs source (energy 0.662 MeV) is ideal for continuous level, limit detection and density measurement. Its long half life (30 years) ensures a long operation time without the need for cost-intensive source replacement or recalibration. Thanks to the low source energy, the radiation is readily absorbed and the equipment can often be operated with no control zone.

Example:

Remaining activity after 15 years of operation: 70% -> no replacement of radiation source required.

^{60}Co applications




The ^{60}Co source (energy 1.173 and 1.333 MeV; half life 5.3 years) is used mostly for level limit detection when the corresponding ^{137}Cs activity is too high. Its advantages lie in its large depth of penetration, which enables measurement over large distances or through thick tank walls. The ^{60}Co source can also be used for continuous level measurements when the activity of a suitable ^{137}Cs source is considered to be too high.

Example:

Remaining activity after 15 years of operation: 14% -> replacement of radiation source required.

Delivery, Transport

Germany



L00-QGXXXXZZ-10-07-01-yy-001

Endress+Hauser source container

A: FQG60, **B:** FQG61/QG020, **C:** FQG62/QG100, **D:** FQG63, **E:** QG2000

We can only ship radioactive sources once we have received a copy of the handling permit. We are more than happy to assist in procuring the necessary documents. Please contact our local sales centre.

For safety reasons and to save costs, we generally supply the source container loaded, i.e. with the radiation source installed. If the user requires the source container be delivered first and if the source must be delivered subsequently, transportation drums are used for shipping.

Other countries

We can only ship radioactive sources once we have received a copy of the import licence. Endress+Hauser is more than happy to assist in procuring the necessary documents. Please contact your local sales centre.

Please contact your local sales centre.

Radioactive sources must be installed in the source container for delivery abroad.

The source container is delivered in the OFF position, secured with a lock.

The transport of loaded source containers is conducted by a company commissioned by Endress+Hauser and officially certified for executing this type of job.

Transportation shall take place in a Type "A" package which complies to the regulations of the European Agreement on the International Transportation of Hazardous Substances on Roads (ADR and DGR/IATA).

Emergency procedure

Objective and overview

This emergency procedure shall be put into effect immediately to secure an area in the interests of protecting personnel where an exposed source is known, or suspected, to exist.

Such an emergency exists when a radioisotope is exposed either by it becoming separated from the source container or a source holder cannot be put into OFF position.

This procedure will safeguard the personnel until the responsible radiation safety officer can attend site and advise on corrective action.

The custodian of the radioactive source (the customer's designated "authorized person") is responsible for observing this procedure.

Emergency procedure

1. Determine the unsafe area by on-site measurement.
2. Cordon off the concerned area by yellow tape or rope and post international radiation warning signs.

The radiation source container can not be switched to the "OFF" position

In this case the radiation source container must be unbolted from its mounting position.

Point the emission channel towards a very thick wall (e.g. steel or lead) or mount a blind flange in front of the emission channel.

Personnel should at all times be behind the source housing, not in front of the emission channel (flange of the FQG61/FQG62).

The lifting eye on the housing should facilitate safe handling.

The radiation source is outside from the source container

In this case, the radiation source must be placed at a safe location or additional shielding must be applied.

The source should only be handled via pliers or tongs and held as far away from the body as possible.

The time needed for the transport should be estimated and minimized by rehearsal without radiation source prior to execution.

Notification to authority

1. Make necessary notifications to local authorities within 24 h.
2. After thorough assessment of the situation, the responsible radiation safety officer, in conjunction with local authorities, shall agree a remedy to the specific problem.



Note!

National regulations may require other procedures and reporting obligations.

Procedures after termination of the application

Internal measures

As soon as a radiometric measuring device is no longer required, the radiation source on the source container must be switched off. The source container shall be removed in accordance with all relevant regulations and saved in a lockable room having no through traffic. The responsible authorities shall be informed of these measures. The access to the storage room shall be measured out and signed. The radiation safety officer is responsible for protecting against theft. The radiation source in the source container must not be scrapped with the other parts of the plant. It should be returned as quickly as possible.



Caution!

Removal of the source container may only be carried out by supervised personnel, who have been specially trained in radiation procedures according to local regulations or handling approval. Ensure that the contents of the handling approval is valid. Local conditions are to be observed.

All work must be carried out as quickly as possible and from a distance as large as possible (shielding!). Safety procedures must also be carried out to protect personnel from all possible risks.

The disassembly of the source container can only be executed during OFF position.

Make sure, the OFF position is secured with a padlock.

Return

Federal Republic of Germany

Contact your Endress+Hauser Sales Centre to organise the return of the radiation source for inspection with a view to reuse or recycling by Endress+Hauser.

Other countries

Contact your Endress+Hauser Sales Centre or the appropriate authority to find a way of returning the radiation source nationally. If return is not possible domestically, the further procedure must be agreed with the sales centre concerned. The destination airport for potential returns is Frankfurt, Germany.

Conditions

The following conditions must be met before returning the material:

- An inspection certificate no more than three months old confirming the leak-tightness of the radiation source must be in the possession of Endress+Hauser (wipe test certificate).
- The serial number of the source capsule, type of radiation source (^{60}Co or ^{137}Cs), activity and model of radiation source must be specified. This data may be found in the documents supplied with the radiation source.
- The material must be returned in type-tested type-A packaging (IATA rules).

Order code: 52011467

Dimensions: 400 x 400 x 650 mm (16" x 16" x 26")



Note!

The type-A-labelling at the radiation container itself is invalid for a return of the device.

Ordering information

**Product structure FSG60,
Cs137**

100	Activity	
	AC	18.5MBq/0.5mCi
	AD	37MBq/1mCi
	AE	74MBq/2mCi
	AF	110MBq/3mCi
	AG	185MBq/5mCi
	AH	370MBq/10mCi
	AK	740MBq/20mCi
	AL	1.1GBq/30mCi
	AM	1.85GBq/50mCi
	AN	3.7GBq/100mCi
	AP	7.4GBq/200mCi
	AR	11GBq/300mCi
	AT	18.5GBq/500mCi
	AW	29.6GBq/800mCi
	BB	37GBq/1000mCi
	BC	55.5GBq/1500mCi
	BD	74GBq/2000mCi
	BF	111GBq/3000mCi
	BG	184GBq/4000mCi
	BH	185GBq/5000mCi
	BJ	222GBq/6000mCi
	BK	259GBq/7000mCi
	BL	296GBq/8000mCi
	BM	333GBq/9000mCi
	BN	370GBq/10000mCi
	BP	740GBq/20000mCi
	RS	0.74MBq/0.02mCi
	YY	Special version, to be specified
200	Capsule Type	
	A1	Nipple d=6,4x16mm, capsule VZ79-001; classification C66646, ISO2919
	B1	Thread M4 d=6,4x17,6mm, capsule VZ1508-001; classification C66646, ISO2919
	C1	Nipple d=8x19mm, capsule VZ357-001; classification C65545, ISO2919
	D1	Thread M4 d=8x19mm, capsule VZ3579-001; classification C65345, ISO2919
	F1	Cylinder d=8,05x12,3, capsule X.9; classification C66646, ISO2919
	G1	Cylinder d=12,9x19,3, capsule X.38/4; classification C66646, ISO2919
	H1	Cylinder d=12,5x17,9, capsule R6000; classification C63646, ISO2919
	J1	Cylinder d=6x10, capsule IGI-Z-3; classification C65546, ISO2919
	L1	Cylinder d=8x12, capsule IGI-Z-4; classification C65546, ISO2919
	Y9	Special version, to be specified
FSG60 -		complete product designation

Product structure FSG61,
Co60

100	Activity	
	AA	3,7MBq/0,1mCi
	AB	7,4MBq/0,2mCi
	AC	18,5MBq/0,5mCi
	AD	37MBq/1mCi
	AE	74MBq/2mCi
	AF	110MBq/3mCi
	AG	185MBq/5mCi
	AH	370MBq/10mCi
	AK	740MBq/20mCi
	AL	1,1GBq/30mCi
	AM	1,85GBq/50mCi
	AN	3,7GBq/100mCi
	AP	7,4GBq/200mCi
	AR	11GBq/300mCi
	AT	18,5GBq/500mCi
	AW	29,6GBq/800mCi
	BB	37GBq/1000mCi
	BD	74GBq/2000mCi
	YY	Special version, to be specified
200	Capsule type	
	A2	Nipple D=6,4x16mm, capsule VZ64-001; classification C66646, ISO2919
	B2	Thread M4 d=6,4x17mm, capsule VZ1486-001; classification C66646, ISO2919
	C2	Cylinder d=6,3x12,1, capsule X.2163; classification C63545, ISO2919
	Y9	Special version, to be specified
FSG61 -		complete product designation

Associated documentation

Radiation Source Container FQG60	TI00445F Technical Information and Operating Instructions for Radiation Source Container FQG61/FQG62
Radiation Source Container FQG61/FQG62	TI00435F Technical Information and Operating Instructions for Radiation Source Container FQG61/FQG62
Radiation Source Container FQG63	TI00446F Technical Information and Operating Instructions for Radiation Source Container FQG61/FQG62
Radiation Source Container QG2000	TI00346F Technical Information for Radiation Source Container QG2000 BA00223F Operating Instructions for Radiation Source Container QG2000
Gammapilot M FMG60	TI00363F Technical Information for Gammapilot M FMG60 BA00236F Operating Instructions for Gammapilot FMG60 (HART) BA00329F Operating Instructions for Gammapilot FMG60 (PROFIBUS PA) BA00330F Operating Instructions for Gammapilot FMG60 (FOUNDATION Fieldbus)
Gammapilot FTG470Z	TI00218F Technical Information for Gammapilot FTG470Z
Detectors DG17/DG27	TI00197F Technical Information for Detectors DG17/DG27
Supplementary Instruction Manuals	SD00292F Supplementary Instruction Manual for Canada SD00293F, SD00313F, SD0335F Supplementary Instruction Manual for the USA SD00297F Instructions for loading and replacing the radiation source SD00309F Returning source containers SD00311F Type A packaging

Instruments International

Endress+Hauser
Instruments International AG
Kaegenstrasse 2
4153 Reinach
Switzerland

Tel.+41 61 715 81 00
Fax+41 61 715 25 00
www.endress.com
info@ii.endress.com

Endress+Hauser 
People for Process Automation

